


XV 250 PARTS CATALOGUE




FIG 1: FAIRING, SEAT, FUEL TANK & LIGHT ASSEMBLY



	PART NUMBER	DESCRIPTION
F1-1	1	SEAT
F1-2	2	FUEL TANK
F1-3	2A	FUEL TANK PART
F1-4	2B	FUEL FILTER
F1-5	3=4+5+6+7+8+9+10+11+12+13	PLASTICS
F1-6	4	FRONT MUD FENDER
F1-7	5	SHROUD, R
F1-8	6	SHROUD, L
F1-9	7	REAR MUD FENDER
F1-10	8	SIDE COVER, R
F1-11	9	SIDE COVER, L
F1-12	10	REAR SHOCK COVER

FIG 1: FAIRING, SEAT, FUEL TANK & LIGHT ASSEMBLY



	PART NUMBER	DESCRIPTION
F1-13	11	FRONT NUMBER PLATE
F1-14	12	REAR SHROUD, R
F1-15	13	REAR SHROUD, L
F1-16	14	HEAD LIGHT ASSY
F1-17	15	HEAD LIGHT COVER
F1-18	16	TURNING LIGHT, FRONT
F1-19	17	HEAD LIGHT
F1-20	18	TAIL LIGHT ASSY
F1-21	19	REAR TURNING LIGHT
F1-22	20	TAIL LIGHT
F123	21	TAIL LIGHT BRACKET

FIG 2: FRAME & SWINGARM ASSEMBLY



	PART NUMBER	DESCRIPTION
F2-1	1	SWING ARM
F2-2	2	CHAIN ADJUSTORS
F2-3	3	LINKAGE SYS
F2-4	4	SWING ARM BEARING
F2-5	5	CHAIN GUIDE
F2-6	6	FOOT REST
F2-7	7	CHAIN SLIDER
F2-8	8	SUB-FRAME
F2-9	9	BATTERY
F2-10	10	FRAME
F2-11	11	SIDE STAND
F2-12	11A	SIDE STAND ASSEMBLING BOLT & NUT
F2-13	11B	SIDE STAND SPRING
F2-14	12	STEERING LOCK

FIG 3: HANDLE & SUSPENSION ASSEMBLY



	PART NUMBER	DESCRIPTION
F3-1	1	REAR BRAKE SYS
F3-2	2	STEERING
F3-3	3	REAR BRAKE PAD
F3-4	4	TRIPLE CLAMP
F3-5	5	HANDLE BAR
F3-6	6	HANDLE BAR COVER
F3-7	7	STEERING BEARING

FIG 3: HANDLE & SUSPENSION ASSEMBLY



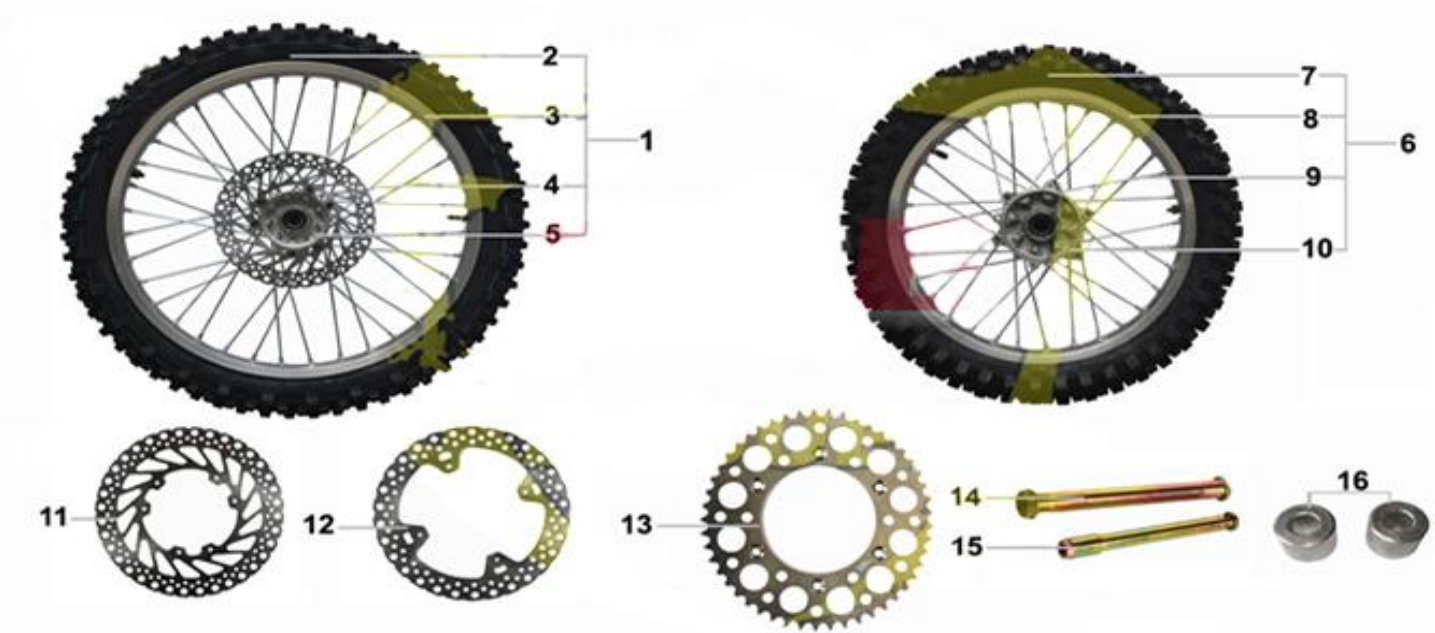
	PART NUMBER	DESCRIPTION
F3-8	8	STEERING NUTS AND COCION
F3-9	9	GRIPS
F3-10	10	SWITCH ASSY
F3-11	10A	LEFT SWITCH ASSY
F3-12	10B	RIGHT SWITCH ASSY
F3-13	11	BRAKE LEVER ASSY
F3-14	11A	FRONT BRAKE MASTER CYLINDER
F3-15	11B	BRAKE LEVER

FIG 3: HANDLE & SUSPENSION ASSEMBLY



	PART NUMBER	DESCRIPTION
F3-16	12	CLUTCH LEVER ASSY
F3-17	12A	CLUTCH PERCH
F3-18	12B	CLUTCH LEVER
F3-19	13	SUSPENSSION SYS
F3-20	13A	FRONT FORK
F3-21	13B	FRONT FORK MUD COVER
F3-20	13C	REAR SHOCK
F3-21	14	THROTTLE CABLE
F3-22	15	CLUTCH CABLE

FIG 4: WHEEL ASSEMBLY



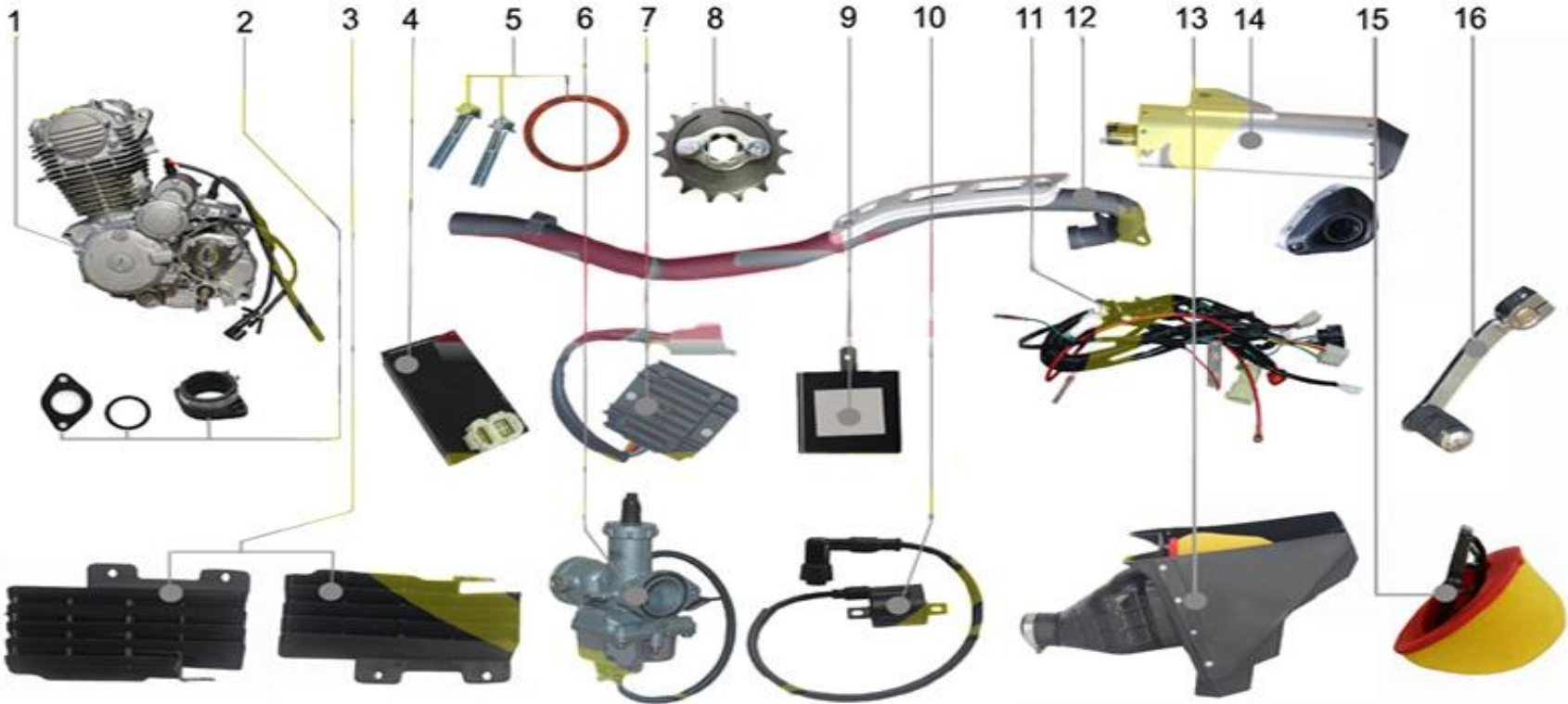
	PART NUMBER	DESCRIPTION
F4-1	1	FRONT WHEEL ASSY
F4-2	2	FRONT RIM
F4-3	3	FRONT HUB
F4-4	4	FRONT SPOKE
F4-5	5	REAR WHEEL ASSY
F4-6	6	REAR RIM
F4-7	7	REAR HUB
F4-8	8	REAR SPOKE
F4-9	9	FRONT TIRE
F4-10	10	FRONT INNER TIRE

FIG 4: WHEEL ASSEMBLY



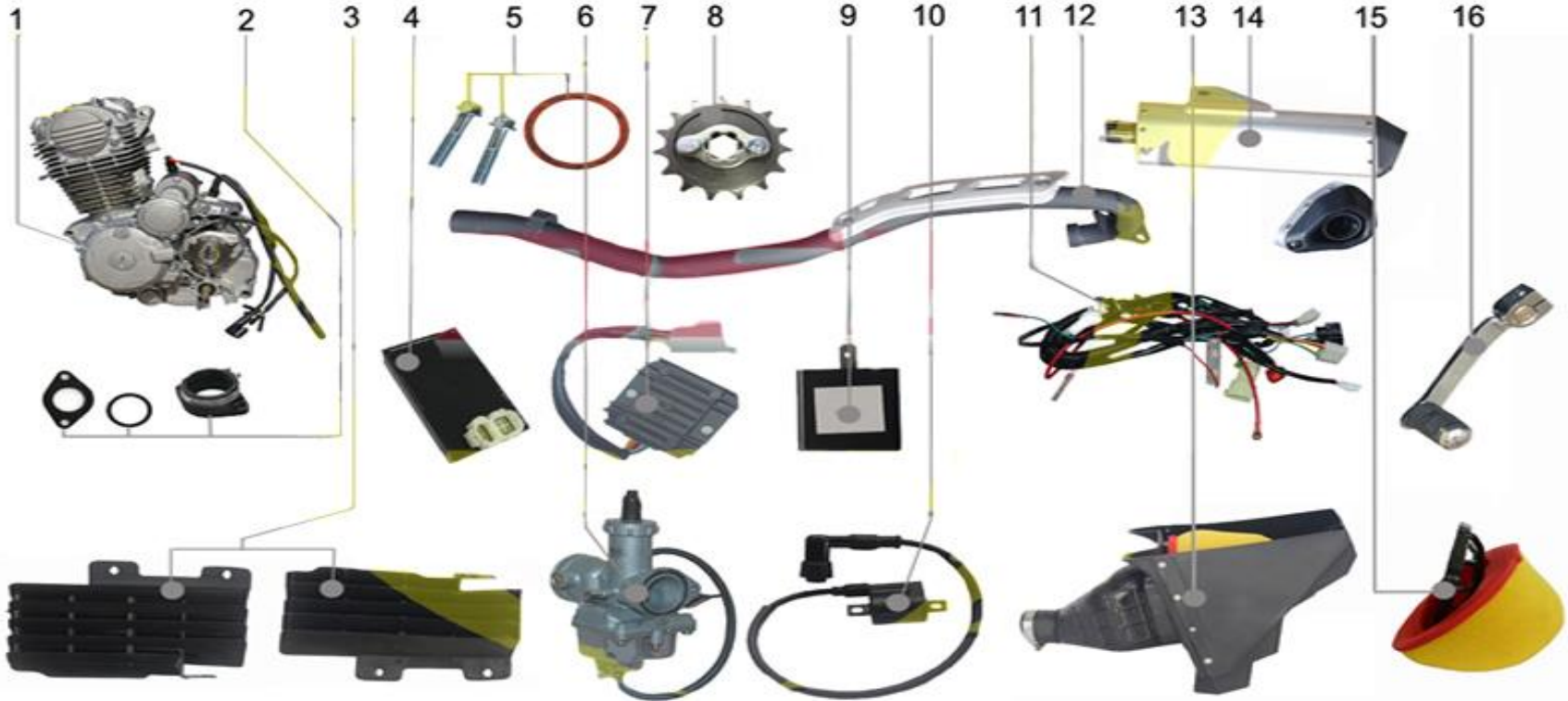
	PART NUMBER	DESCRIPTION
F4-11	11	REAR TIRE
F4-12	12	REAR INNER TIRE
F4-13	13	WHEEL BEARING
F4-14	14	REAR AXLE
F4-15	15	FRONT AXLE
F4-16	16	WHEEL SLEEVE
F4-17	17	CHAIN ROLLER
F4-18	18	BRAKE DISCS
F4-19	19	REAR SPROCKET
F4-20	20	CHAIN

FIG 5: ENGINE & ACCESSORIES



	PART NUMBER	DESCRIPTION
F5-1	1	ENGINE ZONGSHEN-250cc
F5-2	2	WIND SHIELD
F5-3	3	SPROCKET LOCKER
F5-4	4	CDI
F5-5	5	EXHAUST RING
F5-6	6	CARBURETOR PZ30
F5-7	7	RECTIFIER
F5-8	8	ENGINE SPROCKET

FIG 5: ENGINE & ACCESSORIES



	PART NUMBER	DESCRIPTION
F5-9	9	FLASHER
F5-10	10	COIL
F5-11	11	MAIN CABLE
F5-12	12	EXHAUST PIPE
F5-13	13	AIR FILTER ASSY
F5-14	14	MUFFLER
F5-15	15	AIR FILTER FOAM
F5-16	16	GEAR SHIFTER